

How to add SkyCourt to your phone's desktop as an icon

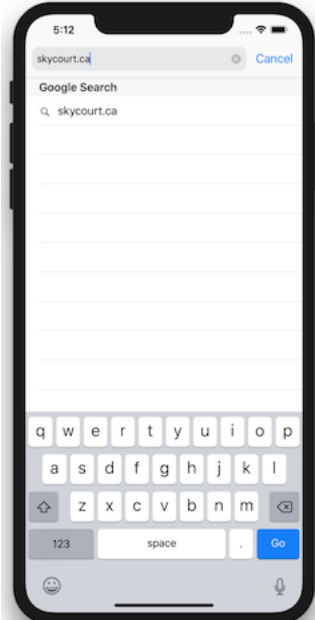
This document will explain how to put SkyCourt on the desktop of your phone, whether your phone is an android device or an iOS device. SkyCourt is not a native app, but it is a web app. Follow these instructions and the end result will be an app on your desktop that behaves just like a native phone app.

[iOS Instructions](#)

[Android Instructions](#)

iOS

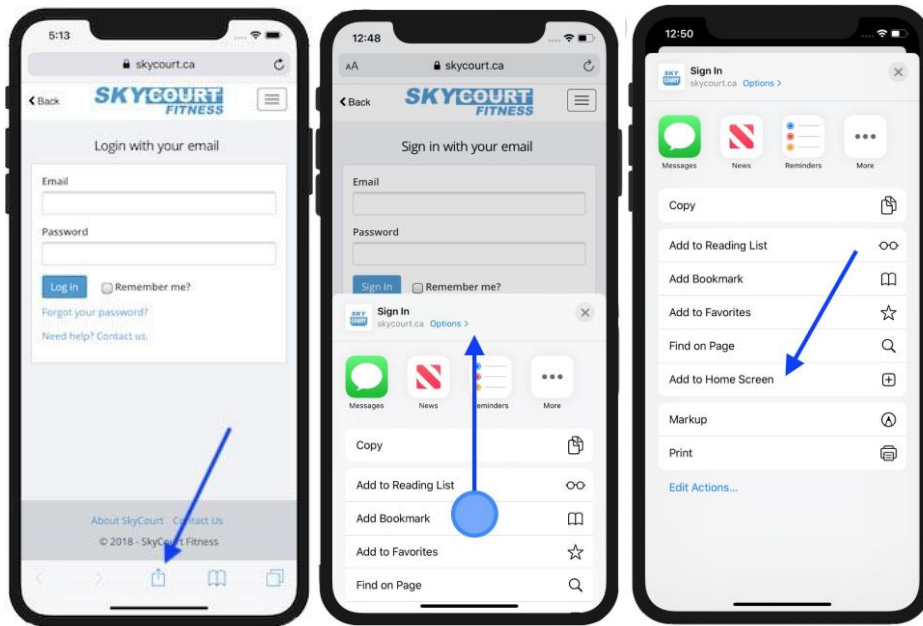
Launch Safari and go to the website SkyCourt.ca.



If you have iOS version 12 or later, follow these instructions. If you have iOS version 11 or earlier, then skip this next section and follow the [next set of instructions](#).

iOS 12 and later

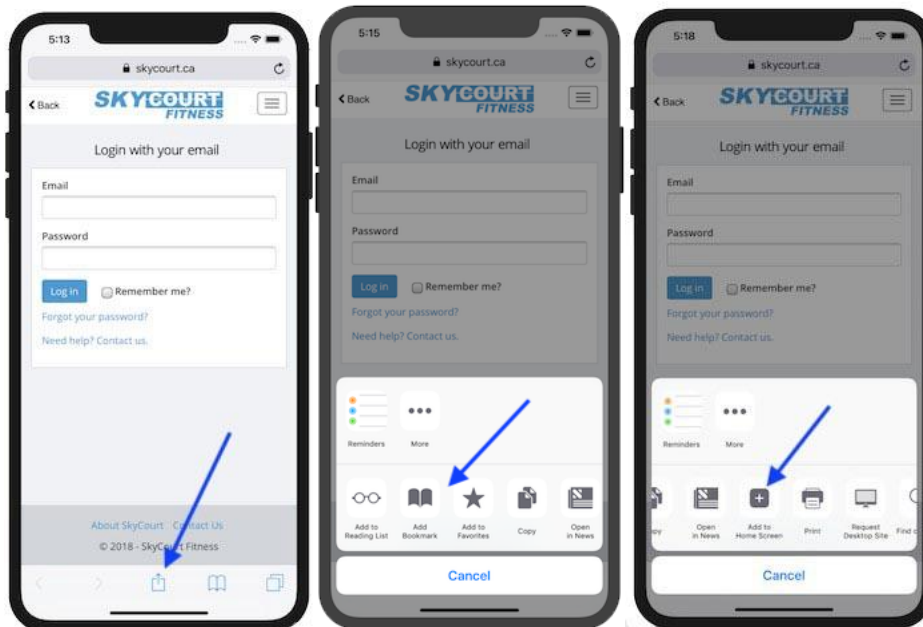
You do not have to login yet. Instead press on the square with the upward pointing arrow:



After click on the square with the upward pointing arrow, you will see the second image above. The Add to Home Screen option is hidden below the menu that just popped up. Press on the menu that just popped up and drag your finger up the screen to reveal more options. Scroll until you see Add to Home Screen as an option. Click on that option and then [jump to the section Name the icon](#).

iOS 11 and earlier

You do not have to login yet. Instead press on the square with the upward pointing arrow:



After clicking on the square with the upward arrow, you will see the second image above. Scroll the row of icons to the left so that you can see the Add to Home Screen icon. Click on that icon to save the SkyCourt app to your desktop.

Name the Icon

This screen comes up giving you a chance to name the SkyCourt app whatever you want. For instance, you can name it the name of your club. Tap “Done” when you are happy with the name you are giving it.

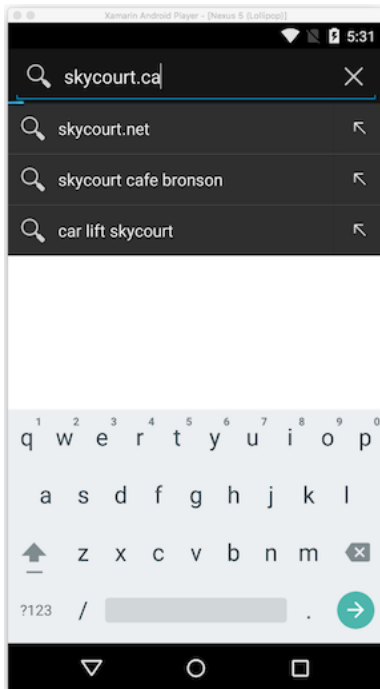


At this point, SkyCourt has been added to the desktop of your phone and can be launched with a single click. The first time that you click on it, you will be asked to login. Be sure to click the “Remember me?” check box so that you don’t have to enter your password every time you launch SkyCourt.

Android

This guide assumes that you will be using the Chrome browser that comes with your Android device. Some manufacturers provide their own version of the Chrome browser that may have the menu options in a different location or the look of the menu options may be different. If you can launch chrome on your device, that would be the best option for following this guide.

Launch Chrome and go to the site skycourt.ca.



Then click on the icon in the upper right that is the three vertical dots. This brings up a menu of choices. Select the “Add to Home screen” option. Give the icon a name of your choosing – maybe the name of your club and select Add.

You now get a SkyCourt icon on your home screen that launches the site directly. When you first log into SkyCourt select the “Remember me?” check box so that you clicking on the icon behaves more like an App and you aren’t prompted for your password each time.